

**See Inside For:**

*Securities Listed and Delisted in August, 2015*  
*Monthly Exchange Trading Data: Equities Market*  
*Exchange Trading Statistics on Stocks Traded at NASDAQ OMX Armenia in August, 2015*  
*Financial Highlights of the Issuers Listed on NASDAQ OMX Armenia*  
*Corporate & Government Bonds Market Statistics*  
*Credit Market Statistics*  
*Foreign Currency Market Statistics*  
*Overview of Depository Activities*

**LISTING**

As of 31 August, 2015, 27 securities of 16 issuers were listed and admitted to trading at NASDAQ OMX Armenia: 12 stocks of 11 issuers and 15 bonds of 7 issuers.

Please find below information about securities, listed and/or admitted to trading during this month.

N	List / Free Market	Ticker	Company	Number of securities issued	Nominal price (in USD)	Date listed/ admitted to trading
1	Abond	EBRDB2	European bank for Reconstruction and Development	200,000	10,000	13/08/15

In August, 2015 the following bonds of European bank for Reconstruction and Development were redeemed at NASDAQ OMX Armenia.

N	List	Stock symbol	Company	Number of securities issued	Nominal value (in AMD)	Date delisted
1	Abond	EBRDB3	European bank for Reconstruction and Development	200,000	10,000	11/08/15

**EXCHANGE TRADING**

All financial figures are in Armenian Drams (AMD) unless otherwise noted. Exchange rates established by the Central Bank of Armenia as of August 31, 2015 were as follows: USD 1 = 478.29, EUR 1 = AMD 524.92.

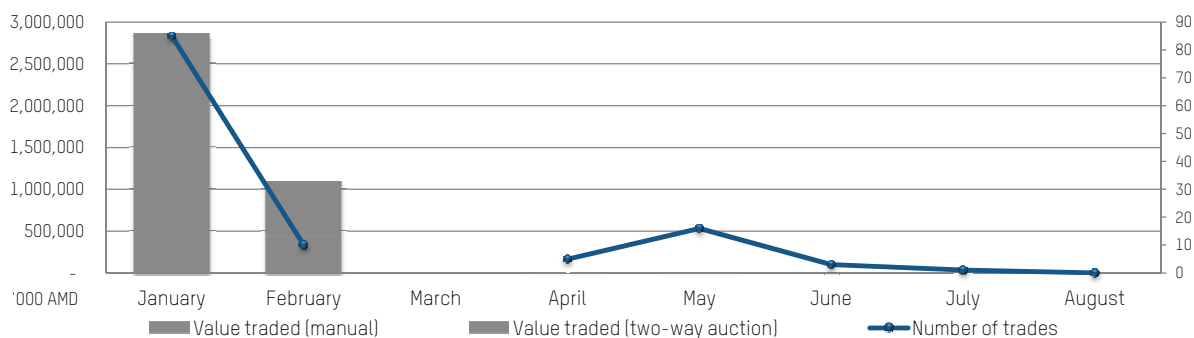
**Equities Market**

In August no trades in equities were concluded at NASDAQ OMX Armenia.

Please refer to the table below for equities market exchange trading statistics for 2015 (by months).

Month	Number of Companies Traded		Number of Trades		Number of Securities Traded		Total Value Traded, AMD	
	2015 (by months)	Variance over the same of the previous year (%)	2015 (by months)	Variance over the same of the previous year (%)	2015 (by months)	Variance over the same of the previous year (%)	2015 (by months)	Variance over the same of the previous year (%)
January	3	200.00	85	608.33	322,896	9,817	2,853,184,564	145,947.53
February	7	133.33	10	-86.84	677,697	393	1,089,947,813	-26.14
March	0	-100.00	0	-100.00	0	-100.00	0	-100.00
April	1	-50.00	5	-66.67	83	-93.47	249,000	-93.93
May	4	100.00	16	300.00	11,432	-62.70	12,293,900	-99.95
June	2	-50.00	3	-80.00	73	-100	439,200	-98.43
July	1	0.00	1	-93.75	159	-99.57	163,770	-99.60
August	0	n/a	0	n/a	0	n/a	0	n/a
YTD 2015			120		1,012,340		3,956,278,247	

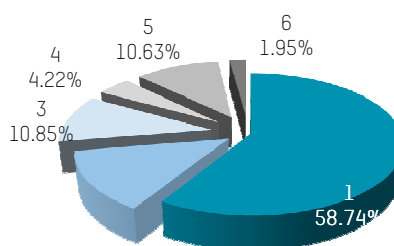
## Number of Trades and Value Traded in Equities at NASDAQ OMX Armenia, 2015 (monthly)



As of 31 August, 2015, the market's total capitalization amounted to AMD 103,233,423,194. As in the previous month "PURE IRON PLANT" JSC (MQER) ranked the first by market capitalization, accounting for 58.74% of total market capitalization as of 31.08.2015.

### Top 5 Issuers by Market Capitalization

N	Company	Ticker	Capitalization, AMD	Share in Total, %
1	"PURE IRON PLANT" OJSC	MQER	60,640,024,194	58.74
2	"ARARATBANK" OJSC	ARBK	14,052,511,000	13.61
3	"ARTSAKH HEK" OJSC	AHEK	11,200,020,000	10.85
4	"ARMENIAN ECONOMY DEVELOPMENT	HEZB	4,359,767,500	4.22
5	"ARMENIAN DEVELOPMENT BANK"	ZHBK	10,969,500,000	10.63
6	Other issuers		2,011,600,500	1.95
Total			103,233,423,194	



**Market capitalization** of a company is calculated as the product of the last closing price and number of common stocks issued.

Total market capitalization is calculated for common stocks currently listed at NASDAQ OMX Armenia, which have ever been traded through continuous two-way auction as of 31/08/2015.

### Financial Highlights of the Stock Issuers Listed/Admitted to Trading at NASDAQ OMX Armenia\*

N	List/ Free Market	Ticker	Company	Total Assets (in '000 AMD)	P/E	EPS	ROA	ROE	Debt/ Equity	Equity/ Assets
1	B	AHEK	ARTSAKH HEK	17,734	15,470	0.07	4.235	5.931	0.382	0.724
2	B	HEZB	ARMECONOMBANK	87,401	4,228	0.88	0.984	7.380	7.122	0.123
3	C	ALMS	ALMAST	1,442	N/A	-0.17	-4.907	-23.527	4.534	0.181
4	C	ARBK	ARARATBANK	132,343	5,165	2.23	2.157	13.769	5.222	0.161
5	B	ASEV	ARPA SEVAN	5,751	4,015	12.45	4.231	5.878	0.319	0.758
6	C	EJWG	YEREVAN JEWELLERY FACTORY	4,153	N/A	-0.01	-3.318	-3.733	0.126	0.888
7	C	EVG1	YEREVAN JEWELLERY FACTORY-1 "GNOMON"	5,110	4,050	0.02	0.527	0.937	0.781	0.561
8	C	ESHG	YEREVAN FACTORY OF CHAMPAGNE WINES	3,776	2,821	0.18	0.971	2.357	1.345	0.426
9	C	MQER	PURE IRON PLANT	47,731	8,852	99.15	14.202	15.705	0.086	0.921
10	C	ZHBK	ARMENIAN DEVELOPMENT BANK	67,804	5,214	1.00	1.170	8.750	4.141	0.139
11	C	HRPC	HRAZDAN POWER COMPANY	10,250	0	1.36	15.443	28.623	0.480	0.676

Total Assets, Debt/Equity & Equity/Assets are calculated based on the issuers' 2015 1st quarter reports, while other figures - based on 2014 Annual report

**P/E** = stock price weighted avg. / (profit after tax - dividend payable on preferred stocks) / number of stocks outstanding. For those companies, whose stocks were not traded in the report month, the price weighted average was replaced by last trade price. This indicator was not calculated for companies never traded at NASDAQ OMX Armenia.

**EPS** (Earnings per Share) = (profit after tax - dividend payable on preferred stocks) / number of common stocks issued

**ROA** = profit after tax / avg. annual asset value (in per cent)

**ROE** = profit after tax / avg. annual value of equity (in per cent)

## Corporate Bonds

During August, 2015, 30 trades in corporate bonds were concluded for a total value of AMD 184,776,682, of which AMD 171,105,342 equivalent to USD 354,424 were concluded in USD denominated bonds. Overall 9,985 bonds of 5 issuer were traded. This month all the trades were concluded through continuous two-way auction.

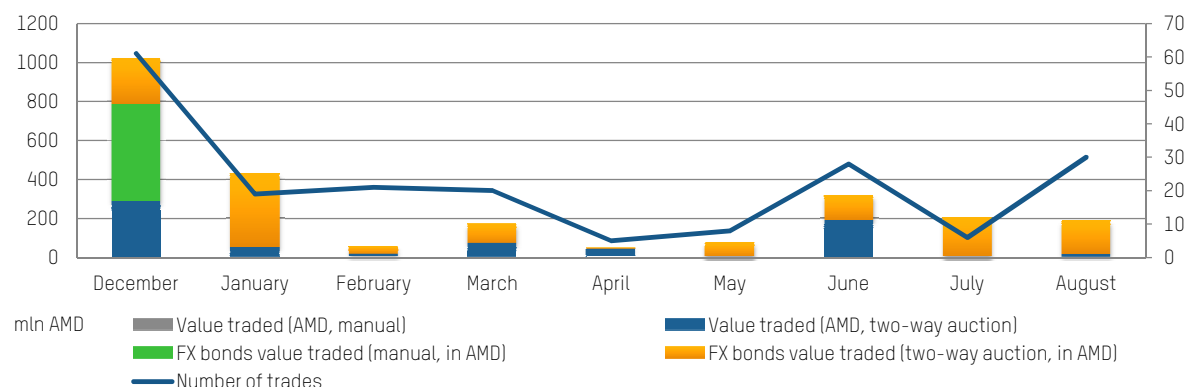
Compared to the same period of the previous year (August, 2014) the number of trades increased by 7.14%, while the number of bonds traded and the total value traded decreased by 57.9% and 3.19%, accordingly. As compared to the previous month the number of trades and the number of bonds traded increased 5.00 and 2.52 times, respectively, while the total value traded decreased 1.08 times.

Please refer to the table below for corporate bonds exchange trading statistics in 2015:

Month*	Number of Trades		Number of Securities Traded		Total Value Traded, AMD	
	Current year (by months)	Variance over the same month of previous year (%)	Current year (by months)	Variance over the same month of previous year (%)	Current year (by months)	Variance over the same month of previous year (%)
January	19	5.56	8,102	-73.15	431,537,703	230.89
February	21	5.00	4,596	-49.04	53,252,638	-28.38
March	20	-31.03	12,660	-93.37	168,004,626	-80.15
April	5	-77.27	4,632	-91.21	48,741,506	-82.02
May	8	-20.00	2,012	-92.70	76,256,225	-80.34
June	28	-3.45	24,583	-57.51	314,689,572	9.83
July	6	-85.37	3,963	-98.32	200,406,719	-82.35
August	30	7.14	9,985	-57.90	184,776,682	-3.19
<b>YTD 2015</b>	<b>137</b>		<b>70,533</b>		<b>1,477,665,671</b>	

\*In order to ensure consistency of data, provided in the table above, value traded is calculated in AMD according to the official exchange rate of the CBA as of month end.

### Number of Trades and Value Traded in Corporate Bonds at NASDAQ OMX Armenia, 2015



Below table contains exchange trading statistics on corporate bonds for August, 2015.

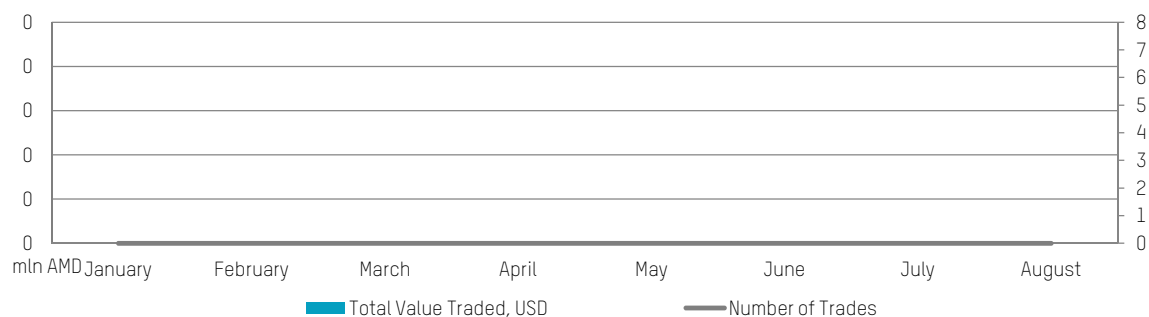
Issuer	Ticker	List/Free Market	Nominal Value	Number of Securities Issued	Number of Securities Traded	Number of Trades	Weighted Avg. Yield (%)	Value traded	Turnover Ratio (%)
<b>Continuous two-way auction</b>									
<b>Trading in AMD bonds</b>									
International Finance Corporation	IFCCB1	Abond	10,000	200,000	1,300	2	12.4577	12,702,640	0.650
"National Mortgage Company" RCO CJSC	NMCCB2C	Abond	10,000	100,000	100	1	13.5007	968,700	0.100
<b>Total trading via continuous two-way auction (in AMD)</b>					<b>1,300</b>	<b>3</b>		<b>13,671,340</b>	
<b>Trading in FX bonds</b>									
"ARARATBANK" OJSC	ARBKB5	Bbond	25	40,000	3,401	5	5.1696	86,150	8.503
"ARARATBANK" OJSC	ARBKB6	Bbond	25	40,000	2,386	10	6.5469	61,367	5.965
"ARARATBANK" OJSC	ARBKB8	Bbond	25	40,000	1,579	7	7.4738	40,489	3.948
"ARARATBANK" OJSC	ARBKB9	Bbond	25	80,000	40	1	7.5402	1,002	0.050
"Shen Holding" CJSC	SHNCB7	Bbond	100	40,000	1,132	2	10.1924	118,294	2.830
ARMSWISSBANK CJSC	SWISB3	Bbond	1,000	5,000	47	2	8.4801	47,122	0.940
<b>Total trading via continuous two-way auction (in USD)</b>					<b>8,585</b>	<b>27</b>		<b>354,424</b>	

## REPO Trading

In August, 2015, no new Repo trades were concluded at NASDAQ OMX Armenia.

Month	Number of Trades		Total Value Traded, USD	
	2015 (by months)	Variance over the same of the previous year (%)	2015 (by months)	Variance over the same of the previous year (%)
January	0	-	0	-
February	0	-	0	-
March	0	-	0	-
April	0	-	0	-
May	0	-	0	-
June	0	-	0	-
July	0	-	0	-
August	0	-	0	-
<b>YTD 2015</b>	<b>0</b>		<b>0</b>	

Number and Value of REPO Trades Concluded at NASDAQ OMX Armenia in 2015

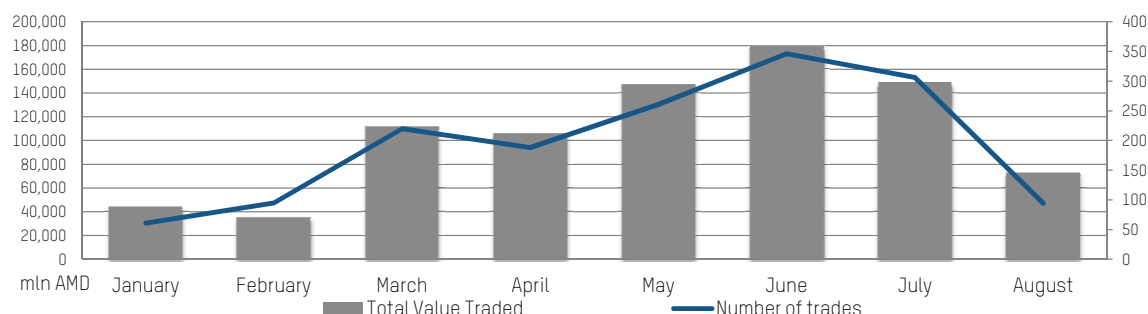


## Credit Market\*

During August, 2015, a total of 94 trades were concluded with total value of AMD 72,850 mln. As compared to the previous month the number of trades and the value traded decreased by 69.28% and by 50.85%, respectively. This month's average annual interest rate (weighted average price) was 10.12%.

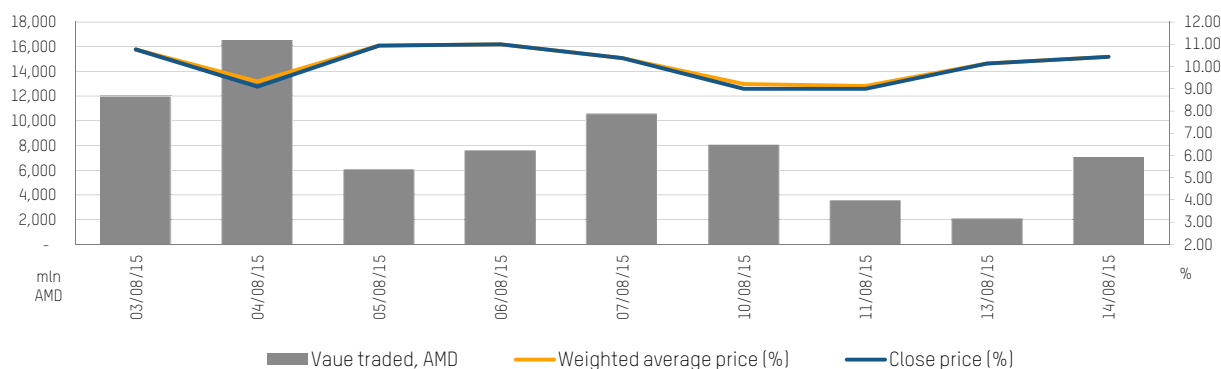
As compared to the same of the previous year (August, 2014) number of trades and the value traded decreased by 74.5% and 88.89%, respectively.

Month	Number of trades		Total Value Traded, AMD	
	2015 (by months)	Variance over the same of the previous year (%)	2015 (by months)	Variance over the same of the previous year (%)
January	61	-65.54	43,750,000,000	-86.79
February	95	-64.94	35,010,000,000	-92.96
March	220	-41.18	110,920,000,000	-81.27
April	188	-51.67	104,870,000,000	-85.00
May	261	-26.06	146,880,000,000	-77.84
June	346	20.14	178,530,000,000	-63.31
July	306	11.27	148,210,000,000	-67.80
August	94	-74.53	72,850,000,000	-88.89
<b>YTD 2015</b>	<b>156</b>		<b>78,760,000,000</b>	



Please refer to table below for credit resources trading statistics on a daily basis:

Date	Open price (%)	Weighted average price	Close price (%)	Number of trades	Value traded, AMD
03/08/15	11.00	10.77	10.77	22	11,900,000,000
04/08/15	9.50	9.32	9.10	17	16,400,000,000
05/08/15	10.50	10.94	10.94	7	6,000,000,000
06/08/15	11.00	11.00	11.00	6	7,500,000,000
07/08/15	10.50	10.37	10.37	12	10,500,000,000
10/08/15	9.50	9.21	9.00	9	8,000,000,000
11/08/15	9.25	9.13	9.00	6	3,500,000,000
13/08/15	10.00	10.13	10.13	4	2,050,000,000
14/08/15	10.25	10.43	10.43	11	7,000,000,000
<b>Total</b>				<b>94</b>	<b>72,850,000,000</b>



\* Starting from August 17, 2015 trading with AMD denominated credit resources on overnight credit resources market has been terminated pursuant to CEO's resolution of NASDAQ OMX Armenia.

## Government Bonds

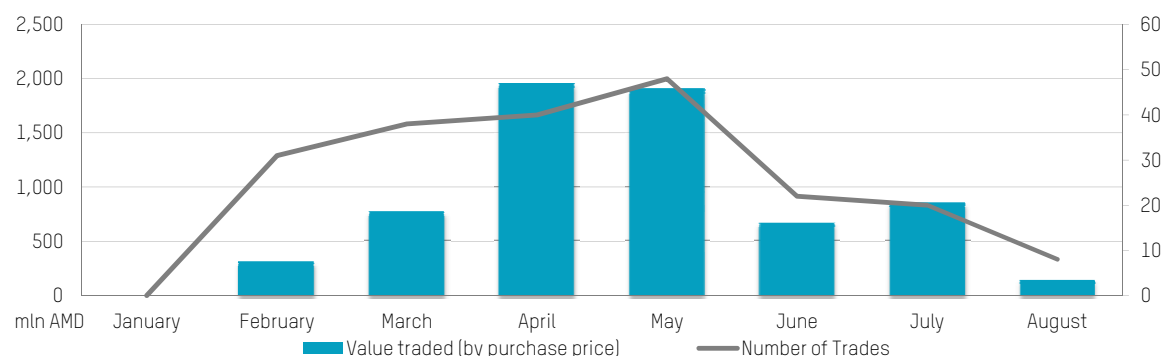
In August, 2015, 8 trades in Government bonds were concluded with total value traded (by purchase price) of AMD 138,040,895. As compared to the previous month number of trades and the value traded decreased by 60.0% and 83.8%, respectively.

Ministry of Finance of RA granted ARARATBANK, ArdshinInvestBank, ArmSwissBank, Converse Bank, HSBC Bank Armenia, VTB BANK (Armenia) and AMERIABANK the status of government debt management agent to provide simultaneous bid and ask quotes of the following benchmark government bonds AMGN36294175, AMGN60294190, AMGB10172218, AMGB1029A232, AMGB20072283 and AMGB20172323 in the trading system. To ensure implementation of this process NASDAQ OMX Armenia in its turn granted the above mentioned agents the status of market maker.

Please refer to table below for government bonds trading statistics in 2015.

Month	Number of Trades		Value Traded (by nominal value), AMD		Value Traded (by purchase price), AMD	
	Current year (by months)	Variance over the same month of the previous year (%)	Current year (by months)	Variance over the same month of the previous year (%)	Current year (by months)	Variance over the same month of the previous year (%)
January	0	-100.00	0	-100.00	0	-100.00
February	31	-70.75	331,815,000	-94.59	306,152,110	-95.28
March	38	-51.90	864,200,000	-65.95	768,921,690	-71.49
April	40	0.00	2,143,200,000	27.90	1,942,616,278	10.81
May	48	11.63	2,225,831,000	-28.43	1,893,494,683	-39.86
June	22	-52.17	740,286,000	-72.35	663,733,766	-76.94
July	20	-23.08	920,400,000	148.34	853,500,284	113.51
August	8	-82.22	161,550,000	-88.46	138,040,895	-90.91
<b>YTD 2015</b>	<b>207</b>		<b>7,387,282,000</b>		<b>6,566,459,706</b>	

Trades in Government Bonds at NASDAQ OMX Armenia in 2015



Please refer to the table below for exchange trading statistics in Government bonds at NASDAQ OMX Armenia in August, 2015.

ISIN*	Date Issued	Date Matures	Value Issued	Number of Trades	Weighted Avg.	Value Traded (by nominal)	Value Traded (by purchase price)	Turnover Ratio (%)
AMGB1029A232	29/10/2013	29/10/2023	13,125,000,000	2	15.2937	30,650,000	24,076,584	0.2335
AMGB20072283	07/02/2008	07/02/2028	18,690,090,000	4	15.4023	75,900,000	57,997,268	0.4061
AMGN36294167	29/04/2013	29/04/2016	24,645,000,000	1	11.8499	33,000,000	33,455,301	0.1339
AMGN60294166	10/05/2011	29/04/2016	13,830,000,000	1	11.8499	22,000,000	22,511,742	0.1591
<b>Total Gbonds in AMD</b>				<b>8</b>		<b>161,550,000</b>	<b>138,040,895</b>	

\*Transcription of ISIN codes can be understood from the example of AMGB20072283:

AM - Armenia, G - Issuer, Government (CB - the Central Bank of Armenia), B - long-term (N - mid-term, M - mid-term bonds with partial redemption, T - short-term), 20 - 20 weeks (terms of circulation), 07 - day of repayment, 2 - month of repayment, 28 - 2028 year of repayment, 3 - numeric affix.

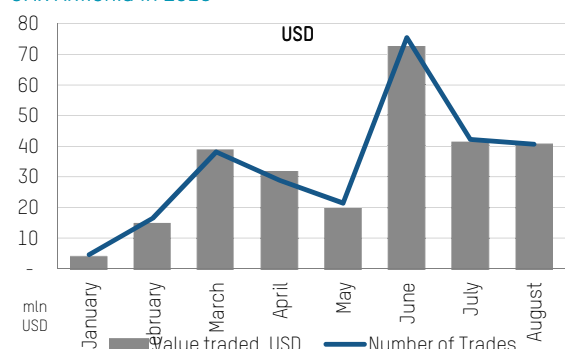
## Currency

In August, 2015, 254 trades in the foreign currency market were concluded at NASDAQ OMX Armenia, all of them in US Dollars. Total value traded was AMD 19,449,190,954 (USD 40,590,000).

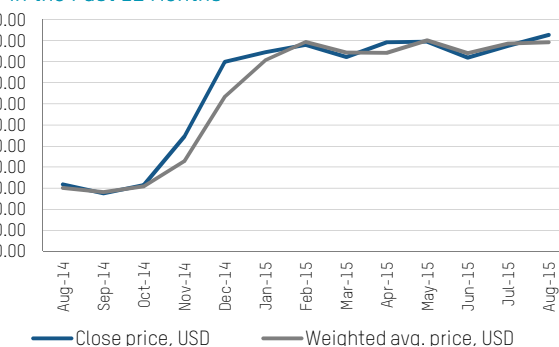
As compared to the previous month the number of trades and the value traded in USD decreased by 1.43% and 1.32%, accordingly.

Month	FX	Min Price	Max Price	Weighted Avg. Price	Close Price	Number of Trades	Value Traded, FX	Value Traded, AMD
January	USD	470.00	475.00	470.74	474.50	29	4,000,000	1,882,950,000
February	USD	478.00	480.00	479.44	478.00	103	14,950,000	7,167,614,714
March	USD	471.00	483.00	474.38	472.25	238	38,680,000	18,349,208,779
April	USD	472.00	479.25	474.29	479.25	180	31,750,000	15,058,708,617
May	USD	475.50	483.75	480.13	479.50	134	19,800,000	9,506,588,970
June	USD	471.80	478.30	474.12	471.98	471	72,410,000	34,330,757,700
July	USD	472.50	481.50	478.60	477.50	264	41,180,000	19,708,882,969
August	USD	477.20	483.75	479.16	482.80	254	40,590,000	19,449,190,954
<b>YTD 2015</b>	<b>USD</b>					<b>1,790</b>	<b>263,360,000</b>	<b>125,453,902,702</b>

Monthly Number of Trades and Values Traded in FX at NASDAQ OMX Armenia in 2015

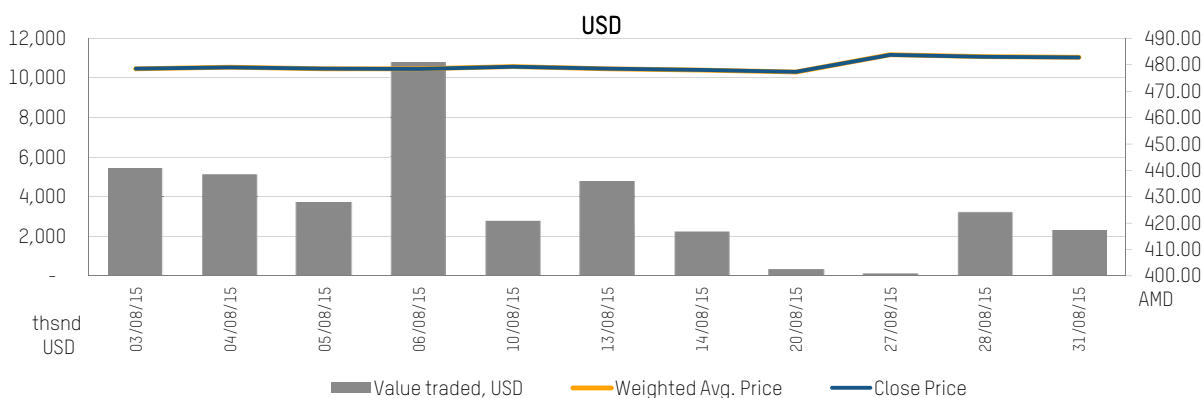


Monthly Close and Weighted Average Prices of FX Trading in the Past 12 Months



Please refer to table below for FX trading statistics in August, 2015 on a daily basis:

Date	Weighted Avg. Price	Close Price	Number of Trades	Value Traded, FX	Value Traded, AMD
<b>USD</b>					
03/08/15	478.50	478.50	20	5,400,000	2,583,900,000
04/08/15	479.00	479.00	22	5,100,000	2,442,900,000
05/08/15	478.45	478.45	23	3,700,000	1,770,265,000
06/08/15	478.42	478.42	59	10,750,000	5,142,998,454
10/08/15	479.25	479.25	10	2,750,000	1,317,937,500
13/08/15	478.50	478.50	49	4,770,000	2,282,445,000
14/08/15	478.00	478.00	19	2,220,000	1,061,160,000
20/08/15	477.23	477.25	3	300,000	143,170,000
27/08/15	483.75	483.75	1	100,000	48,375,000
28/08/15	483.00	483.00	34	3,200,000	1,545,600,000
31/08/15	482.80	482.80	14	2,300,000	1,110,440,000

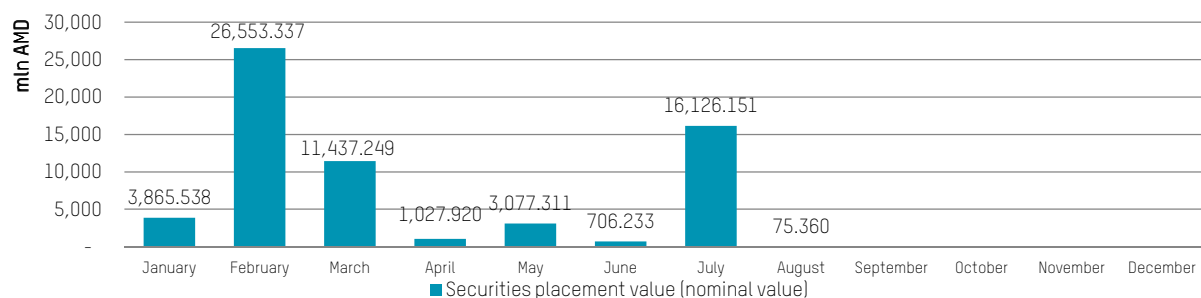


## Overview of Depository Activities

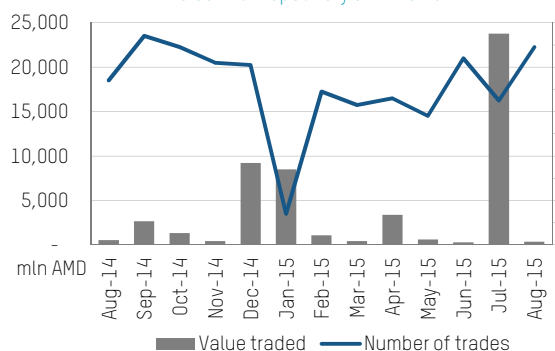
As of August 31, 2015, 2,249 companies had their shareholder registries kept with the CDA.

In August, 2015, the Depository registered placement of 7,446,792 securities with total value traded of AMD 75,360,000. Please refer to chart below for dynamics of securities placements, registered at the Depository:

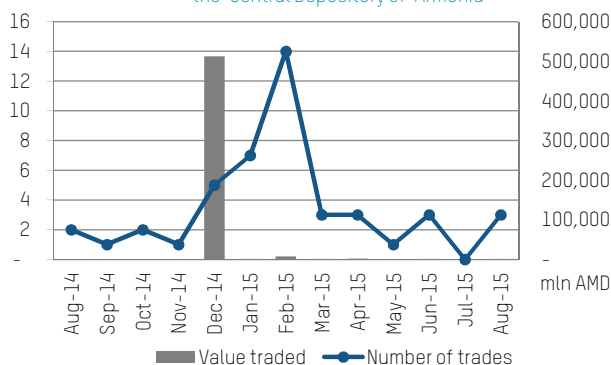
### Securities placements, registered at the Depository in 2015



### Dynamics of stocks' transfers, serviced by the Central Depository of Armenia



### Corporate Bonds transfers, serviced by the Central Depository of Armenia



In August 2015, the Depository registered transactions in equities for a total value of AMD 362,560,583, AMD 305,107,983 of which fell to the share of equity trading.

In August 2015, the Depository registered transactions in corporate bonds for a total value of AMD 1,152,868,000, all of which fell to the share of corporate bonds trading.

Month	Trading in Equity				Trading in Corporate Bonds			
	Number of trades		Value traded		Number of trades		Value traded	
	Securities transfers	of which for trading	Securities transfers	of which for trading (OTC)	Securities transfers	of which for trading	Securities transfers	of which for trading (OTC)
January	14	10	8,485,248,061	206,458,806	7	3	1,427,062,250	1,424,670,000
February	69	47	1,067,032,936	975,087,936	14	14	8,051,062,000	8,051,062,000
March	63	48	440,772,802	361,403,802	3	3	1,459,060,000	1,459,060,000
April	66	53	3,392,228,640	3,309,114,120	3	3	1,995,368,000	1,995,368,000
May	58	34	595,978,397	490,382,560	1	1	130,000,000	130,000,000
June	84	64	290,482,601	208,686,357	3	3	1,012,730,000	1,012,730,000
July	65	46	23,773,146,720	13,245,185,430	-	-	-	-
August	89	75	362,560,583	305,107,983	3	3	1,152,868,000	1,152,868,000
<b>YTD 2015</b>	<b>508</b>	<b>377</b>	<b>38,407,450,740</b>	<b>19,101,426,994</b>	<b>34</b>	<b>30</b>	<b>15,228,150,250</b>	<b>15,225,758,000</b>

\* Value of USD denominated corporate bonds transfers is mentioned in AMD, calculated based on the CBA rate at the end of the given month.

\*\* Transfers of corporate bonds don't include REPO transactions.



## NASDAQ OMX Armenia and Central Depository of Armenia Member Companies

(in alphabetical order)

### ACBA-Credit Agricole Bank CJSC

1 Byron str., Yerevan 0009, Armenia

tel.: (374 10) 31-88-88

fax: (374 10) 54-34-85

acba@acba.am

www.acba.am

Central Depository of Armenia Member

### Armenian Development bank OJSC

21/1 Paronyan str., 0015 Yerevan, Armenia

tel.: (374 10) 59-15-15

fax: (374 10) 59-14-62

info@armdb.com

www.armdb.com

Central Depository of Armenia Member

### Inecobank CJSC

17 Tumanyan str., 0001 Yerevan, Armenia

tel.: (374 10) 54-51-67

fax: (374 10) 56-59-74

inecobank@inecobank.am

www.inecobank.am

### Ameriabank CJSC

9 G. Lusavorchi str., 0015 Yerevan, Armenia

tel.: (374 10) 56-11-11

fax: (374 10) 51-31-33

office@ameriabank.am

www.ameriabank.am

Central Depository of Armenia Member

### Armswissbank CJSC

10 V. Sargsyan str., 0010 Yerevan, Armenia

tel.: (374 10) 52-95-93, 58-44-19

fax: (374 10) 52-95-91

info@armswissbank.am

www.armswissbank.am

Central Depository of Armenia Member

### ProCreditBank CJSC

105/1 Teryan str., Citadel Business Center, 7th floor, Yerevan 0009, Armenia

tel.: (374 11) 51-48-60

fax: (374 11) 51-48-53

info@procreditbank.am

### Anelik bank CJSC

13 Vardanants, 0010 Yerevan, Armenia

tel.: (374 10) 59-33-33

fax: (374 10) 59-33-43

anelik@anelik.am

www.anelik.am

### Artsakhbank CJSC

25 Knunyantsneri str., Stepanakert 375000, NKR

tel.: (374 47) 94-34-12

fax: (374 47) 97-15-42

dealing@artsakhbank.am

www.artsakhbank.am

### Prometey Bank LLC

44/2 Hanrapetutyan str., 0010 Yerevan, Armenia

tel.: (374 10) 56-20-36

fax: (374 10) 54-57-19

info@prometeybank.am

www.prometeybank.am

### Araratbank OJSC

19 Pushkin str., 0010 Yerevan, Armenia

tel.: (374 10) 59-23-23

fax: (374 10) 54-78-94

araratbank@araratbank.am

www.araratbank.am

Central Depository of Armenia Member

### BTA Bank CJSC

48/1 Nalbandyan str., 0010 Yerevan,

tel.: (374 10) 50-07-77

fax: (374 10) 54-45-27

bta@bta.am

www.bta.am

### Renesa CJSC

16 Vardanants str., 0010 Yerevan, Armenia

tel.: (374 10) 54-83-83, 54-83-87

fax: (374 10) 54-83-83, 54-83-87

info@renesa.am

www.renesa.am

Central Depository of Armenia Member

**Ardshinbank CJSC**

13, Grigor Lusavorich str., 0015 Yerevan, Armenia  
tel.: (374 10) 54-04-04  
fax: (374 10) 56-74-86  
office@ashib.am  
www.ashib.com

**Byblos Bank Armenia CJSC**

18/3 Amiryan str., 0002, Yerevan, Armenia  
tel.: (374 10) 53-03-62  
fax: (374 10) 53-52-96  
info@byblosbankarmenia.am  
www.byblosbankarmenia.am

**Tonton Investment LLC**

10 Adontsi str., Yerevan 0021, RA  
tel.: (374 10) 20-38-15, 20-38-16, 20-38-17  
fax: (374 10) 20-38-12  
info@tontoninvest.com  
www.tontoninvest.com

*Central Depository of Armenia Member*

**AREXIMBANK-GAZPROMBANK GROUP CJSC**

6-10 Northern ave., Yerevan 0001, RA  
tel.: (+374 10) 51-40-23, 51-40-01  
fax: (374 10) 51-40-60  
info@areximbank.am  
www.areximbank.am

**"Capital Investments" CJSC**

office 6, 2d floor, 15 Khorenatsi str., Yerevan 0010, RA  
tel.: (374 10) 54-64-31, 54-74-31  
fax: (374 10) 54-74-31  
mail@capital.com.am  
www.capital.com.am

**Unibank CJSC**

N 53, 12 Charents str., Yerevan 0025, Armenia  
tel.: (374 10) 59-22-59  
fax: (374 10) 55-51-40  
unibank@unibank.am  
www.unibank.am

*Central Depository of Armenia Member*

**Armbusinessbank CJSC**

48 Nalbandyan str., 0010 Yerevan, Armenia  
tel.: (374 10) 59-20-20  
fax: (374 10) 54-40-16  
info@armbusinessbank.am  
www.armbusinessbank.am

**Converse Bank CJSC**

26/1 V. Sargsyan str., 0010 Yerevan, Armenia  
tel.: (374 10) 51-12-00  
fax: (374 10) 51-12-12  
conversebank@conversebank.am  
conversebank@conversebank.am  
conversebank@conversebank.am

**VTB Bank (Armenia) CJSC**

46 Nalbandyan str., 0010 Yerevan, Armenia  
tel.: (374 10) 54-72-49, 54-37-49  
fax: (374 10) 56-55-78  
info@vtb.ru  
www.vtb.am

*Central Depository of Armenia Member*

*Central Depository of Armenia Member*

**Armeconombank CJSC**

23/1 Amiryan str., 0002 Yerevan, Armenia  
tel.: (374 10) 51-09-10  
fax: (374 10) 53-89-04  
bank@aeb.am  
www.aeb.am

**Future Capital Market LLC**

office 50, 1 Byuzand, Yerevan 0010, RA  
tel.: (374 10) 54-45-87  
fax: (374 10) 544 587  
a.hakobyan@fcm.am  
www.fcm.am

**HSBC Bank Armenia CJSC**

66 Teryan str., 0009 Yerevan, Armenia  
tel.: (374 10) 51-50-00  
fax: (374 10) 51-50-09  
hsbc.armenia@hsbc.com  
www.hsbc.am

*Central Depository of Armenia Member*

*Central Depository of Armenia Member*

*Central Depository of Armenia Member*

**Armenbrok CJSC**

N 8, 32/01 Tirgan Mets str., 0018 Yerevan, Armenia  
tel.: (374 10) 53-87-00  
fax: (374 10) 52-89-86  
info@armenbrok.com  
  
www.armenbrok.am, www.armenbrok.com

*Central Depository of Armenia Member*